



## BAR ITEMS





# BAR MANAGEMENT

GARNISH CENTERS

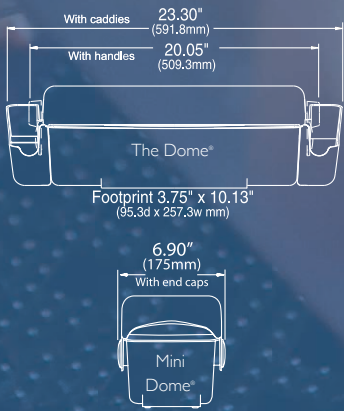
BAR TOOLS

SHELF MATTING

## GARNISH CENTERS

- Multiple options to organize & serve garnishes
- Enhances image and sanitation; chillable tray options available

### THE DOME® & MINI DOME® PRODUCT DIMENSIONS



BAR MANAGEMENT



BD4005E

## The Dome® Garnish Centers

- Patented, domed lid rotates back for easy access and increased capacity when closed
- Use standard size trays to keep food chilled or deep trays for extra capacity
- Integrated snap-on caddies store straws, stirrers & picks

Item	Description	Capacity
BD4005S	(1) 2 qt. (1.9 L) deep tray; (4) 1 pt. (0.47 L) standard trays; (2) snap-on caddies, handles	4 qt. (3.8 L)
BD4005E	(1) 2 qt. (1.9 L) deep tray; (4) 1 pt. (0.47 L) standard trays; (2) end caps; (1) snap-on caddy	4 qt. (3.8 L)
BD4023S	(2) 3 qt. (2.9 L) deep trays; (3) 1 pt. (0.47 L) standard trays; (2) snap-on caddies, handles	4.5 qt. (4.25 L)
BD4006S	(6) 1 pt. (0.47 L) standard trays; (2) snap-on caddies, handles	3 qt. (2.8 L)
BD4003	(3) 2 qt. (1.9 L) quart deep trays; (2) handles	6 qt. (5.6 L)
BD4004	(4) 3 pt. (2.9 L) deep trays; (2) handles	6 qt. (5.6 L)
BD4014	(4) 1.5 pt. (0.71 L) standard trays; (2) handles	3 qt. (2.8 L)

Construction: High-impact plastic

NSF

“ The Dome bar is perfect! It holds six different garnishes and has room for straws. The top is great because it helps keep the garnishes fresh longer. Great investment for your bar!

~ Laura B.

”





BD2001

### Mini Dome® Garnish Centers

- Patented, domed lid design in a smaller size; notched lid option
- Connectors provide modularity between Mini Dome®, Dome® and snap-on caddies

Item	Description	Capacity
EACH MINI DOME® COMES WITH (2) END CAPS AND (1) CONNECTOR		
BD2001	(1) 2 qt. (1.9 L) deep tray	2 qt. (1.9 L)
BD2002	(1) 1 qt. (0.95 L) standard tray	1 qt. (0.95 L)
BD2003	(2) 1 pt. (0.47 L) standard trays	2 pt. (0.47 L)
BD2004NL	(2) 1.5 pt. (0.71 L) deep trays (notched domed lid)	3 pt. (1.4 L)
BD2002CAR	(1) 1 qt. (0.95 L) standard tray (with caddy)	1 qt. (0.95 L)
BD2004CAL	(2) 1.5 pt. (0.71 L) trays (with left hand caddy)	3 pt. (1.4 L)

Construction: High-impact plastic



Dome® Garnish Center not included

### The Dome® Glass Rimming Station

- Comprehensive bar management system
- Promotes all-in-one station for serving beverages/cocktails
- Allows for storage of bar board and paring knife

Item	Description
BDRX400	Rimming Station to be used with The Dome® Garnish Centers Includes (3) 5" round trays, (1) 4" round tray and (1) sponge for 5" tray

Construction: High-impact plastic



BDS4266



BDS2203



BDS2483NL

### Dome® Stacker

- Allows you to customize a configuration using Dome® and Mini Dome® to fit virtually any space
- Makes your operation more efficient, more organized and more professional

Item	Description	Capacity
BDSX100	Dome® Stacker Conversion Kit - converts your Dome® and Mini Dome® into a versatile, organized garnish center (Dome and Mini Dome not included)	N/A
BDS2203	Dome® Stacker - 1/1 Mini Dome: (4) 1 pt. trays & bonus (2) 2 qt. trays	4 qt. (3.8 L)
BDS2204NL	Dome® Stacker - 1/1 Mini Dome: (4) 1.5 pt. deep trays - notched lids & bonus (2) 2 qt. trays	4.5 qt. (4.25 L)
BDS2401NL	Dome® Stacker - 2/2 Mini Domes: (4) 2 qt. deep Trays	3 qt. (2.8 L)
BDS2483NL	Dome® Stacker - 2/2 Mini Domes: (4) 1.5 pt. deep trays, (4) 1 pt. standard trays, (2) notched lids & (2) standard lids	6 qt. (5.6 L)
BDS4206	Dome® Stacker - 1/1 Dome®: (12) 1 pt. standard trays	6 qt. (5.6 L)
BDS4266	Dome® Stacker - 1/1 Dome®: (3) 2 qt. deep trays, (6) 1 pt. standard trays (chillable)	3 qt. (2.8 L)

Construction: High-impact plastic



### The Dome® & Mini Dome® Replacements

- Choose from a wide variety of tray configurations; chillable and non-chillable
- Snap-on caddies and connectors available for maximum flexibility

Item	Description	Quantity
BD100S	Snap-on caddies	2
BD101	1 pt. (0.47 L) standard tray - chillable	12
BD102	1.5 pt. (0.71 L) standard tray - chillable - for Dome® only	12
BD103	3 pt. (1.4 L) deep tray - for Dome® only	12
BD104	2 qt. (1.9 L) deep tray	12
BD105	1.5 pt. (0.71 L) deep tray	12
BD106	1 qt. (0.95 L) standard tray - chillable	12
BD110	Connector	1

Construction: High-impact plastic



BD101



BD104



BD105



BD106

BAR MANAGEMENT



B6186L

EZ-Chill™ Garnish Centers

- Portable and chillable stainless steel garnish centers
- Hinged, transparent lid protects garnishes and will not rust
- For use with EZ-Chill™ ice packs or ice

Item	Description	Dimensions H x W x D
B6183L	(3) 1 qt. (0.95 L) inserts with plex lid; (3) Ice liners; (3) EZ-Chill packs	5⅞" x 18" x 5⅜" (149 x 457 x 137 mm)
B6186L	(6) 1 pt. (0.47 L) inserts with plex lid; (6) Ice liners; (3) EZ-Chill packs	5⅞" x 18" x 5⅜" (149 x 457 x 137 mm)
B6766L	(3) 1 qt. (0.95 L) inserts; (12) 1 pt. (0.47 L) containers; (2) Bar caddies; (2) Ice liners; (6) EZ-Chill ice packs	12¾" x 20⅞" x 12" (324 x 530 x 305 mm)

Construction: 22-gauge stainless steel with high-impact plastic



B4186L

Non-Chilled Garnish Trays

- Attractive stainless steel construction provides years of use
- Transparent lids protect garnishes; split lid option
- Interchangeable pint and quart inserts are easy-to-clean

Item	Description	Dimensions H x W x D
B4093L	(3) 1 pt. (0.47 L) inserts with plex lid	3½" x 9½" x 5¾" (89 x 232 x 146 mm)
B4124L	(4) 1 pt. (0.47 L) inserts with plex lid	3½" x 12½" x 5¾" (89 x 308 x 146 mm)
B4155L	(5) 1 pt. (0.47 L) inserts with plex lid	3½" x 15" x 5¾" (89 x 381 x 146 mm)
B4186L	(6) 1 pt. (0.47 L) inserts with plex lid	3½" x 18" x 5¾" (89 x 457 x 146 mm)
SPLIT-LID DESIGN		
B4246L	(2) 1 qt. (0.95 L) inserts; (4) 1 pt. (0.47 L) inserts with split-lids	3½" x 24" x 5¾" (89 x 610 x 146 mm)

Construction: 22-gauge stainless steel with high-impact plastic



B432



L1035

Plastic Tray Inserts & Accessories

- Make the most of your condiment center with interchangeable trays

Item	Description	Dimensions H x W x D	Quantity
B416	1 pt. (16 oz.) (473 ml)	2½" x 5" x 2⅞" (64 x 127 x 73 mm)	12
B432	1 qt. (32 oz.) (946 ml)	5⅞" x 2¾" x 5½" (149 x 70 x 140 mm)	12
L1035	Stir stick/Straw caddy	4½" x 5" x 3" (114 x 127 x 76 mm)	1

Construction: High-impact plastic

BAR TOOLS

- Smart solutions to make bar service more efficient
- Designed by bartenders for bartenders

Kleen Plug™

- Protects beer taps and bottles from fruit flies and other contaminants
- Affordable and easy-to-use
- Also seals and protects beverage station drains



Item	Description	Quantity
KLP200	Kleen Plug™ Blister Pack	5
KLP250	Bulk Kleen Plugs™	50

Construction: High-impact plastic



Bar Boards

- Durable co-polymer construction provides superior heat, chemical and warp resistance
- Material won't dull knives and resists unsanitary cut-grooving
- Smaller size is ideal for garnish prep at bar area

Item	Color	Dimensions H x W x D
CBG6938*	BK, GN, RD, WH, YL	6" x 9" x ⅜" (152 x 229 x 9.5 mm)
CB6912WH	WH	6" x 9" x ½" (152 x 229 x 13 mm)



CBG6938RD

CB6912WH

NSF

Non-Alcoholic Bar Mat

- Designate a reserved area to place non-alcoholic beverages for consumers who did not order an alcoholic drink
- Made of nitrile rubber, these mats are non-slip to keep the glasses in place and the counter-top clean

Item	Dimensions H x W x D
BM1018	10" x 18" x ¼" (254 x 457 x 6.35 mm)



Saf-T-Ice® Bottle Guardian

- Safely chills wine and liquor bottles inside of ice bin
- Can be mounted inside or outside ice bin, keeping non-chilled bottles handy
- Durable construction; dishwasher safe

Item	Description
INCLUDED MOUNTING TOOLS: (1) MOUNTING BRACKET, (2) WIRE HANGING BRACKETS	
SI7000BG	(1) Guardian holder with removable drainage cap. (1) Set mounting tools; Max bottle diameter 3¼"

Construction: Polycarbonate

NSF




\* Specify desired color after item number. Example: CBG6938BK





BAR MANAGEMENT





**HANGER STRAPS**

Hanger Straps can be used only with the single stainless speed rails. Offers portability for multiple uses. Made of durable stainless steel.

**B500**



Stainless Steel Speed Rails

- Attractive and durable stainless steel construction
- Available in single and double rails
- Holds quart and liter bottles

Item	Description	Dimensions H x W x D
B5522	Holds (5) 1 qt. (0.95 L) bottles	6" x 21¼" x 4⅜" (152 x 540 x 105 mm)
B5532	Holds (8) 1 qt. (0.95 L) bottles	6" x 31⅞" x 4⅜" (152 x 791 x 105 mm)
B5542	Holds (10) 1 qt. (0.95 L) bottles	6" x 41¼" x 4⅜" (152 x 1048 x 105 mm)
B500	Hanger Straps for Single Speed Rails	
B5522D	Holds (10) 1 qt. (0.95 L) bottles	7⅞" x 21⅞" x 8" (194 x 537 x 203 mm)
B5532D	Holds (16) 1 qt. (0.95 L) bottles	7⅞" x 31¼" x 8" (194 x 794 x 203 mm)
B5542D	Holds (20) 1 qt. (0.95 L) bottles	7⅞" x 41¼" x 8" (194 x 1048 x 203 mm)

Construction: 22-gauge stainless steel

Wire Speed Rails

- Durable silver granite finish will not rust
- Holds quart and liter bottles
- Economical, ideal for outdoor use

Item	Description	Dimensions H x W x D
B5624SG	Holds (6) 1 qt. (0.95 L) bottles	6" x 24" x 4½" (152 x 610 x 114 mm)
B5636SG	Holds (9) 1 qt. (0.95 L) bottles	6" x 36" x 4½" (152 x 914 x 114 mm)

Construction: Heavy gauge formed wire

Bottle Cap Catcher

- Mounts easily under any bottle cap opener
- Durable stainless steel construction for years of use

Item	Dimensions H x W x D
B4300	13⅞" x 5⅞" x 3¼" (333 x 137 x 83 mm)

Construction: 22-gauge stainless steel

Bar Caddy

- Holds cocktail napkins, straws, stir sticks and more

Item	Dimensions H x W x D
B400BK	4⅞" x 9¼" x 5½" (105 x 235 x 140 mm)

Construction: High-impact plastic


SHELF  
MATTING

- Protect glassware from breakage and contamination
- Options and colors for every application

Versa-Mat®

- Versatile interlocking mats to line shelves and sinks
- Design allows for sanitary airflow under glassware
- Flexible and easy to cut to any shape or size


Item	Color	Description	Dimensions H x W
VM5280*	BK, CL, RD, WN	Interlocking Bar Matting	12" x 12" (305 x 305 mm)
VM5280*-12	BK, CL, RD, WN	Interlocking Bar Matting 12 pk	12" x 12" (305 x 305 mm)



Versa-Mat® Strips

- Sized in interlocking strips to fit under beer taps


Item	Color	Description	Dimensions H x W
VM5180BK	Black	Interlocking Bar Matting	3½" x 12" (89 x 305 mm)



Ultraliner™

- Pliable, soft plastic shelf liner
- Protects glassware from breakage
- Matte finish is available in three colors

Item	Color	Dimensions H x W
UL510*	3 (Clear), 4 (White), 5 (Black)	2' x 10' (61 x 305 cm)
UL540*	3 (Clear), 5 (Black)	2' x 40' (61 x 1219 cm)



UL5405

Poly-Liner™

- Pliable, soft plastic shelf liner
- Protects glassware from breakage
- Glossy finish is available in three colors

Item	Color	Dimensions H x W
PL010*	3 (Clear), 5 (Black)	2' x 10' (61 x 305 cm)
PL040*	3 (Clear), 5 (Black)	2' x 40' (61 x 1219 cm)



PL0403

\* Specify desired color after item number. Example: UL5103



Black - BK



Clear - CL




Red - RD



Wine - WN

FLOOR  
MATTING


- Reduce leg fatigue and increase safety
- Available for light to medium-duty for bar, server stations and kitchen applications



EZ-Mats LIGHT DUTY

- Provide a safe and comfortable walking and standing area for employees
- Engineered for excellent drainage

Item	Color	Description	Dimensions H x W x D
KM1100	Black	Non-Bagged	3' x 5' x ½" (91.4 x 152.4 x 1.3 cm)
KM1100B	Black	Bagged	3' x 5' x ½" (91.4 x 152.4 x 1.3 cm)
KM1200	Red	Non-Bagged	3' x 5' x ½" (91.4 x 152.4 x 1.3 cm)
KM1200B	Red	Bagged	3' x 5' x ½" (91.4 x 152.4 x 1.3 cm)



Tuf-Mats MEDIUM DUTY


- Designed for maximum support & durability in high traffic areas
- Circular pattern allows for drainage and easy clean-up
- High grade rubber resists wear and provides excellent traction

Item	Color	Description	Dimensions H x W x D
KM2100	Black	Non-Bagged	3' x 5' x ¾" (91.4 x 152.4 x 1.9 cm)
KM2100B	Black	Bagged	3' x 5' x ¾" (91.4 x 152.4 x 1.9 cm)
KM2200B	Red	Bagged	3' x 5' x ¾" (91.4 x 152.4 x 1.9 cm)

Connect-A-Mats LIGHT DUTY

- Connect together for floor secure matting
- Lightweight and easy to move
- Provides excellent foot support

Item	Color	Description	Dimensions H x W x D
KM1140B	Black	Bagged	3' x 3' x ½" (91.4 x 91.4 x 1.3 cm)
KM1240B	Red	Bagged	3' x 3' x ½" (91.4 x 91.4 x 1.3 cm)



Anti-Fatigue Sponge Vinyl Mats

- Designed for dry areas
- Easy to clean with vacuum or broom
- Lightweight and easy to move

Item	Color	Description	Dimensions H x W
KM4100BK	Black	Bagged	27" x 36" (68.6 x 91.4 cm)
KM4360BK	Black	Bagged	3' x 60' (91.4 x 1828.8 cm)
KM4360GY	Gray	Bagged	3' x 60' (91.4 x 1828.8 cm)

